



**TRAVELWISE**



# Public transport guide for The Hawthorns



Home of West Bromwich Albion Football Club



 **traveline**  
public transport info  
**0871 200 22 33**

calls from landlines cost 10p per minute  
or [www.networkwestmidlands.com](http://www.networkwestmidlands.com)

If you would like a copy of this document in a  
form more suited to your needs, please call

**0121 214 7214**

or email: [customerrelations@centro.org.uk](mailto:customerrelations@centro.org.uk)



Language Line services We use Language Line, a phone interpreting service.


## Public transport options for The Hawthorns

West Bromwich Albion Football Club has its own Metro tram stop and train station and is well served by buses. For fans that still need to use a car, some of the Metro and train stations along the line serving The Hawthorns station have Park and Ride car parks with FREE secure car parking available.

Next time you want to travel to a match, why not try one of the public transport alternatives available. You'll save time and money and at the end of the match you'll spend less time sitting in traffic and more time celebrating a Baggies home win!

Direction from	Mon - Fri	Sat*	Sun*
Stourbridge Junction	Daytime: Up to 6 trains per hour Evening (after 19.00): Up to 2-3 trains per hour	Daytime: Up to 6 trains per hour Evening (after 19.00): Up to 2 trains per hour	Daytime: Up to 2 trains per hour Evening (after 19.00): 1 train per hour
Kidderminster	Daytime: Up to 4 trains per hour (off peak) Evening (after 19.00): 1 train per hour	Daytime: Up to 4 trains per hour Evening (after 19.00): Up to 2 trains per hour	Daytime: 1 train per hour Evening (after 19.00): 1 train per hour
Rowley Regis and Smethwick Galton Bridge	Daytime: Up to 6 trains per hour Evening (after 19.00): Up to 2 trains per hour	Daytime: Up to 6 trains per hour Evening (after 19.00): Up to 2 trains per hour	Daytime: Up to 2 trains per hour Evening (after 19.00): Up to 1 train per hour
Dorridge and Solihull (via Birmingham Moor Street and Snow Hill)	Daytime: Up to 3 trains per hour Evening (after 19.00): Up to 2 trains per hour	Daytime: Up to 3 trains per hour Evening (after 19.00): 1 train per hour	Daytime: 1 train per hour Service ends at 17.25
Shirley	Daytime: Up to 3 trains per hour Evening (after 19.00): 1 train per hour	Daytime: Up to 3 trains per hour Evening (after 19.00): 1 train per hour (no trains from 18.10 - 20.10)	Daytime: 1 train per hour Evening (after 19.00): 1 train per hour
Stratford-Upon-Avon	Daytime: 1 train per hour Evening (after 19.00): Service runs until 20.27	Daytime: Up to 1 train per hour Evening (after 19.00): Service runs until 20.27	Daytime: 1 train per hour Evening (after 19.00): 1 train per hour

\*There are service changes on Saturdays, from 15 September - 3 November 2007, and Sundays, from 16 September 2007 which will affect train times. Please check [www.networkwestmidlands.com](http://www.networkwestmidlands.com) before you travel.

The above frequencies are meant as a guide only. Full timetables are available from train stations and  Local Travel Information Centres - call 0871 200 22 33 or visit [www.networkwestmidlands.com](http://www.networkwestmidlands.com) for train times and local service information.

### Local rail connections

By connecting at Smethwick Galton Bridge, Park & Ride fans can travel to The Hawthorns from, for example, Sandwell and Dudley, Tipton and Coseley. Call 0871 200 22 33 or visit [www.networkwestmidlands.com](http://www.networkwestmidlands.com) for train times and local services arriving into Birmingham New Street Station.

### Long distance rail travel

For national train times and fares, call the National Rail Enquiry Line on 08457 48 49 50 or visit [www.nationalrail.co.uk](http://www.nationalrail.co.uk)

## Public transport prices


There are many different combinations of tickets available for travel to The Hawthorns depending on what form of transport you use and whether you are making one journey or a combination of journeys on the day.


### Travelling by train

Individual fares are available for a single (one-way) journey or a day return. It is usually a lot cheaper to buy a day return ticket.

### Travelling by bus

The maximum off peak single fare is £1.40.


 Daysaver - unlimited travel on all Travel West Midlands buses on day of purchase is £3 for adults and £2 for children.



 bus - unlimited travel on the services of over 25 bus operators in the West Midlands county, on day of purchase, is £3.30 for adults and £2.20 for children.

### Travelling by Metro

Fares start at 90 pence for a single and £1.30 for a cheap day return.

### Combined tickets

 network daytripper - unlimited use on trains, buses and the Metro is £4.70 for adults and £3.00 for children for off-peak travel.

one day  bus & Metro - unlimited use on all Metro services and all buses run by operators accepting  bus tickets within the West Midlands county is £4.45

Prices correct until Jan 2008

## Park & Ride sites on the Metro line

### From Wolverhampton St Georges

Priestfield, Wednesbury Parkway, Black Lake, Bilston.

## Park & Ride sites on the train line

### From Stourbridge

Stourbridge Junction, Lye, Cradley Heath, Old Hill, Rowley Regis, Langley Green, Smethwick Galton Bridge.

### From Birmingham and Solihull

Widney Manor, Whitlocks End, Solihull, Shirley, Yardley Wood, Hall Green, Dorridge, Olton, Acocks Green.

Please note the number of parking spaces differ at each site. Visit [www.networkwestmidlands.com](http://www.networkwestmidlands.com), click on 'Train' and go to our interactive map to obtain individual station details.

## Bus services to The Hawthorns

Bus No	Route	Where to get off	Mon - Sat Daytime
74*	Birmingham, West Bromwich and Dudley and vice-versa	Birmingham Road	Every 10 minutes or less
79*	Birmingham, Wolverhampton via West Bromwich and vice-versa	Birmingham Road	Every 10 minutes or less
450**	West Bromwich, Bearwood and Smethwick and vice-versa.	Dartmouth Road or Kenrick Way	Every 10 minutes or less

\* Services are less frequent on Sundays

\*\* No service operates on Sundays

Full bus timetables and information are available from Travel West Midlands' shops - call 0871 200 22 33 to find your nearest outlet. Or plan your journey online by visiting [www.networkwestmidlands.com](http://www.networkwestmidlands.com) and following the journey planner link.

## Metro

The Metro stop at The Hawthorns is approximately 10 minutes walk from the football ground. Trams run at frequent eight minute intervals during peak times.

## Metro stops to The Hawthorns

### From Wolverhampton St Georges

The Royal, Priestfield, The Crescent, Bilston Central, Loxdale, Bradley Lane, Wednesbury Parkway, Wednesbury Great Westen Street, Black Lake, Dudley Street Guns Village, Dartmouth Street, Lodge Road, West Bromwich Central, Trinity Way, Kenrick Park.

### From Birmingham Snow Hill

St Paul's, Jewellery Quarter, Soho Benson Road, Winston Green Outer Circle, Handsworth Booth Street.